



OVER is OUT

Lachlan
Creagh

Sarah
Creagh



TEACHERS' NOTES



OVER IS OUT

BY LAURA CREAGH AND SARAH CREAGH

TEACHERS' NOTES BY ROBYN SHEAHAN-BRIGHT

Introduction	4
Themes & Curriculum Topics	5
Studies of Society and Environment	6
English Language and Literacy	7
<ul style="list-style-type: none">• Literary Devices & Word Play• Humour• Structure• Setting• Characters• Sequels	
Visual Literacy	8
Creative Activities	9
Conclusion	10
About the Authors	10

About the Illustrator

10

Bibliography

11

About the Author of the Notes

15

Worksheets

16



INTRODUCTION

'You hit the ball over the fence.

You know what that means ...

Over is Out!

Now you'll have to go get it.'

Backyard cricket is an Australian tradition, shared by friends or family in a close and familiar environment.

But what happens if you hit the ball over the fence, and you're 'out'?

What happens if the neighbours get involved?

What happens if those neighbours are dinosaurs?

And, what happens if (just to make things even more alarming), over the other neighbouring fence, there are aliens?

This story traverses the idea of a fence being a barrier but also an invitation to meet new friends.

Sometimes hitting a ball over a fence might encourage your neighbours to join you.

And even if they're dinosaurs or aliens they may prove to be very good company!

THEMES & CURRICULUM TOPICS

Several themes relevant to curriculum topics (Studies of Society & Environment, English Language and Literacy, and Visual Literacy) might be identified in this picture book:

STUDIES OF SOCIETY AND ENVIRONMENT (SOSE)

- **DINOSAURS & OTHER PREHISTORIC CREATURES**

ACTIVITY: Conduct a unit on dinosaurs, discovering the various types of dinosaurs and other prehistoric creatures and their names. [See **Bibliography.**]

ACTIVITY: Invite students to identify any of the dinosaurs included in this text. [See **Worksheet 2. 'Over is Out' Quiz and Worksheet 3. Prehistoric Creatures Quiz.**]

ACTIVITY: Encourage students to draw their own images of a dinosaur. [See also **Worksheet 1. Dinosaur Image.**]

ACTIVITY: Watch films about dinosaurs. [See **Bibliography.**]

ACTIVITY: Research some of the exciting discoveries of dinosaur remains in Australia. For example, research extinct Australian creatures such as the Diprotodon. See references in **Bibliography**, for example: Bullen, James 'Diprotodon: Australia's extinct giant wombatlike marsupial may have been seasonal migrant' ABC News 27 September 2017 <<http://www.abc.net.au/news/science/2017-09-27/australian-diprotodon-may-have-beenseasonal-migrant/8988510>>

ACTIVITY: Scientists are constantly discovering new dinosaurs and naming them. What would you call a new dinosaur if you discovered one on a scientific dig? Make a list of all the dinosaur names the class members come up with.

[See also **Creative Activities** below.]

- **CRICKET**

ACTIVITY: Research the history of cricket and the rules of the game.

ACTIVITY: *Over is Out* is the title of this book. Research cricket terms and what they mean by visiting sites such as: 'Glossary of Cricket Terms' *Wikipedia* <https://en.wikipedia.org/wiki/Glossary_of_cricket_terms>

DISCUSSION POINT: Invite students to say why they like/don't like cricket.

- **IMAGINATION**

ACTIVITY: These images are deliberately playful and imaginative. The dinosaurs resemble foliage or trees, in some instances. Look at your own backyard and see if anything there resembles a dinosaur!

DISCUSSION POINT: Examine your backyard again and see if there is anything else you imagine 'lurking' in the shadows. Read *Tracks* by Gary Crew III. by Gregory Rogers (Lothian, 1992) or *Drac and the Gremlin* by Allan Baillie III. by Jane Tanner (Penguin, 1988) or *The Great Expedition* by Peter Carnavas (New Frontier, 2011) or *My Garden* by Kevin Henkes (Greenwillow Books, 2010) as examples of visual texts that revisit the backyard through the prism of the imagination.

- **FRIENDS & NEIGHBOURS**

DISCUSSION POINT: This story depicts two boys who are obviously friends. They are different in appearance – one is Aboriginal with dark hair and the other is Caucasian with blonde hair.

The two befriend their neighbours – big scary dinosaurs, and later, aliens. What does this book say about friendship?

ENGLISH LANGUAGE & LITERACY

Study the writing style employed in this picture book, and examine the following sub-topics:

- **LITERARY DEVICES & WORD PLAY**

ACTIVITY: 'Below', 'between' and 'behind' are prepositions of place. Invite students to use each of these words in a sentence.

ACTIVITY: Invite students to write a list of synonyms for these words.

ACTIVITY: Invite students to write a list of other prepositions of place, eg, 'above'.

- **HUMOUR**

DISCUSSION POINT: There are some very humorous and witty details in this book. What did you find most amusing?

- **STRUCTURE**

DISCUSSION POINT: The structure of this cumulative story consists of establishment of situation, problem, a repeated series of encounters, and then a turning point and a resolution; the sequence is repeated with the appearance of the aliens. What does the open ending or resolution suggest? What alternative ending might have occurred in this story?

- **SETTING**

DISCUSSION POINT: This story is set in an ordinary backyard. Invite students to draw a picture of their backyard (or back or front verandah, if they live in an apartment or flat). Compare the images and how different each backyard might be.

- **CHARACTERS**

ACTIVITY: These two boys behave differently. How would you describe their characters from the images in this book?

- **SEQUELS**

ACTIVITY: Would you like to read a sequel to this book? What might happen in it? Write a synopsis of the plot.

VISUAL LITERACY

- **COVERS**

ACTIVITY: Look closely at this cover which depicts a T-rex playing cricket with the two boys in the story. Then design a different **cover** for this book.

ACTIVITY: The storyboard of this book consists of 32 pages beginning with a half-title page, imprint page, and title page. Design a storyboard for the story you wrote above under Sequels.

- **CRITICAL LITERACY**

ACTIVITY: Examine the pictures carefully. Look at details that might relate to the ideas being explored in this text.

ACTIVITY: What other funny or intriguing things did you notice in the images? [See also **Worksheets 2, 3 & 4.**] Observe all the things on one double page spread of this book. Then close the book and write a list of everything you've seen on that spread. Compare your list with that created by other members of your class.

DISCUSSION POINT: Look at the **endpapers** of this book, which depict the boys with a number of dinosaurs. What do these endpapers suggest?

Activity: Create your own **endpapers pattern** for this book.

- **DRAWING**

ACTIVITY: Draw a picture of one of the aliens featured in this book.

ACTIVITY: Invent and draw an 'original' spaceship.

CREATIVE ACTIVITIES

1. **Create a classroom mural** of a landscape populated by dinosaurs.
2. **Design a poster** to advertise this book. [See **Bibliography.**]
3. The **title** of any book is important. What other title might this one have had?
4. Create a **book trailer** for this book. [See **Bibliography.**]
5. **Create a dinosaur diorama in a box.** Paint a backdrop on the inner back of the box. Draw and paint pictures of dinosaurs onto heavy card and make sure you draw a tab at the bottom. Cut out the dinosaurs with tab attached. Glue the tab to the bottom of the box so that your dinosaurs stand up in your mini-theatre or diorama. You can also draw and cut out trees in the same way to add to your landscape.
6. Listen to some **dinosaur songs and then write your own song** about dinosaurs. [See **Bibliography.**]
7. **Create a comic strip** of three images based on one of the incidents described in this book, using speech bubbles.
8. **Make a paper plate dinosaur.** Fold a paper plate in half. Using some cardboard, cut out the shapes of a long dinosaur neck and head, four legs, and a long tail and place on the folded plate in the appropriate places, then staple them together. Paint the whole thing and you have a dinosaur!
9. **Make a dinosaur hand puppet.** You will need an old sock in a bright colour, some red and orange felt and two 'googly' eyes. Cut a tongue from the red felt and glue onto the toe of the sock with fabric glue. Glue the eyes onto the sock above the tongue. Cut a row of felt triangles and sew or glue into a pleat made down the back of the sock. Now you have your dinosaur hand puppet!
10. **Create a display** of all the books you've read and the writing and drawing you have done for this unit.

CONCLUSION

The two subjects of cricket and dinosaurs make a winning combination in this highly entertaining book for young children. It is also appealing because it's about making friends and learning to reach out to one's neighbours.

ABOUT THE AUTHORS

Lachlan Creagh

Lachlan Creagh is a versatile and talented illustrator, concept designer and animator based in Brisbane. His books include *Wombat Went A' Walking*, *Wombat Went A' Racing*, *Wombat's Birthday Surprise*, *Wombat Jumped Over the Moon*, *A Very Wombat Christmas*, *The Little Bad Wolf* and *Dinosaur Rocks*, as well as the *Little Mates* series (Scholastic). Visit him at lach-land.com

Sarah Creagh

Sarah is a children's book author and speech pathologist who is passionate about children's literacy, learning and language development. Sarah read to her three children from when they were babies, and she's seen how this encouraged them to love reading, captured their imaginations and supported the development of their language and literacy skills. Growing up on a farm on Brisbane's south side, Sarah always loved to visit her neighbours, whose yard was full of goats, chickens or horses, and always seemed so much more interesting than her own. She hopes she's captured a little of this curiosity in this book.

ABOUT THE ILLUSTRATOR

Lachlan Creagh [See above.]

BIBLIOGRAPHY

DINOSAURS – PICTURE BOOKS & JUNIOR FICTION

- Brian, Janeen *I'm a Dirty Dinosaur* Ill. by Ann James. Penguin, 2013.
- Creagh, Lachlan *Dinosaur Rocks* Lothian Children's Books, 2012.
- Donaldson, Julia *Tyrannasaurus Drip* Ill. by David Roberts. Macmillan, 2008.
- England, Kathryn *T-rex's Terrible Tooth* Ill. by Ben Redlich. Koala Books, 2010.
- Foreman, Michael *The Littlest Dinosaur's Big Adventure* Walker, 2009.
- Gurney, James *Dinotopia: The World Beneath* Harper Trophy, 2003.
- Hoff, Sid *Danny and the Dinosaur* Harper, 1958.
- Kitchin, Ben *How Many Dinosaurs Deep?* Ill. by Vicki Fieldhouse. New Frontier Publishing, 2017.
- Krensky, Stephen *Dinosaurs in Disguise* Ill. by Lynn Munsinger. Houghton Mifflin Harcourt, 2016.
- Latimer, Alex *Never Follow a Dinosaur* Picture Corgi, 2016.
- Playschool Dinosaur Stories* Read by Andrew McFarlane, Justine Clarke, Rhys Muldoon, Leah Vandenberg. Bolinda Publishing, 2015. [CD-Audio]
- Shields, Carol *Diggory Saturday Night at the Dinosaur Stomp* Ill. by Scott Nash. Candlewick, 2008.
- Sierra, Judy *Suppose You Meet a Dinosaur: A First Book of Manners* Ill. by Tim Bowers. Dragonfly Books, 2016.
- Sís, Peter *Dinosaur!* Greenwillow Books, 2000.
- Stickland, Henrietta and Paul *Dinosaur Roar!* Dutton, 1994.
- Torrey, Richard *Ally-saurus and the First Day of School* Sterling Children's Books, 2015.
- Willems, Mo *Edwina, the Dinosaur Who Didn't Know She Was Extinct* Disney-Hyperion, 2006.
- Yolen, Jane *How Do Dinosaurs Say Goodnight?* Ill. by Mark Teague. Blue Sky Press, 2000. [See other titles in this series by Jane Yolen.]

Dinosaurs – Junior Non-Fiction

Dinosaurs: Facts at your Fingertips DK Publishing, 2012.

Dixon, Dougal *Dinosaurs: The Complete Illustrated Encyclopedia of Dinosaurs & Prehistoric Creatures* Southwater, 2014.

Judge, Lita *How Big Were Dinosaurs?* Roaring Brook Press, 2013.

Kudlinski, Kathleen V. *Boy, Were We Wrong about Dinosaurs!* Ill. by S.D. Schindler. Puffin, 2008.

Lessem, Don *National Geographic Kids Ultimate Dinopedia: the Most Complete Dinosaur Reference Ever* Ill. by Franco Tempesta. National Geographic Kids, 2010.

Website Information on Dinosaurs and Other Prehistoric Creatures

Australian Age of Dinosaurs

<<http://www.australianageofdinosaurs.com/>>

Bond, Nicole 'Dinosaur Discovery in Winton Could Hold Key to Sauropods diet' ABC News 28 June 2017

<<http://www.abc.net.au/news/2017-06-27/dinosaur-discovery-sauropod-diet-winton-dinosaur-museum/8651792>>

Bullen, James 'Diprotodon: Australia's extinct giant wombat-like marsupial may have been seasonal migrant' ABC News 27 September 2017

<<http://www.abc.net.au/news/science/2017-09-27/australian-diprotodon-may-have-been-seasonal-migrant/8988510>>

'Dinosaur Songs' Songs for Teaching

<<http://www.songsforteaching.com/dinosoursongs.htm>>

'Dinosaurs' ABC Splash

<<http://splash.abc.net.au/home#!/topic/669401/dinosaurs>>

'List of Dinosaurs Names' kids-dinosaurs.com <<http://www.kids-dinosaurs.com/dinosaur-names.html>>

New Dinosaurs <<https://www.newdinosaurs.com/>>

'Songs and Rhymes about Dinosaurs' Kidsparkz

<<http://www.kidsparkz.com/preschool-sings-dinosaurs.html>>

'The Dino Directory' Natural History Museum <<http://www.nhm.ac.uk/discover/dino-directory/name/a/gallery.html>>

Dinosaurs –Films

Jurassic Park (1993) Director: Steven Spielberg. Writers: Michael Crichton and David Koepp. Production Companies: Universal Pictures and Amblin Entertainment.

The Lost World: Jurassic Park (1997) Director: Steven Spielberg. Writer: Michael Crichton and David Koepp. Production Companies: Universal Pictures, Amblin Entertainment and Digital Image Associates.

Jurassic Park III (2001) Director: Joe Johnston. Writers: Michael Crichton, Peter Buchman, Alexander Payne, Jim Taylor. Production Companies: Universal Pictures and Amblin Entertainment.

Jurassic World (2015) Director: Colin Trevorrow. Writers: Derek Connolly, Colin Trevorrow, Rick Jaffa, Amanda Silver, Michael Crichton. Production Companies: Universal Pictures, Amblin Entertainment and Legendary Entertainment, Dentsu, Fuji Television Network, The Kennedy/Marshall Company.

Bangay, Rebecca 'Walk with the World's Biggest Dinosaur' [Sir David Attenborough] *BBC Earth* 22 February 2016 <<http://www.bbc.com/earth/story/20160219-attenborough-and-the-giant-dinosaur-virtual-reality-360>>

'Jurassic Island' *BBC Earth* <<http://www.bbc.com/earth/bespoke/story/journey-to-jurassic-island>>

Other Resources – Picture Books

Atherton, Bruce *Cowzat!* Ill. by Ben Redlich. Windy Hollow Books, 2010.

Baillie, Allan *Drac and the Gremlin* Ill. by Jane Tanner. Penguin, 1988.

Carnavas, Peter *The Great Expedition* New Frontier, 2011.

Crew, Gary *Tracks* Ill. by Gregory Rogers. Lothian, 1992.

Henkes, Kevin *My Garden* Greenwillow Books, 2010.

Other Resources – Fiction

Flint, Shamini *Diary of a Cricket God* Ill. by Sally Heinrich. Allen & Unwin, 2012.

Panckridge, Michael *Big Bash League* (Series) Random House, 2016.

Other Resources – Junior Non-Fiction

Allen, Peter *Our Don Bradman* (Australian Story series) Scholastic, 2010.

Chinn, Mike, *Writing and Illustrating the Graphic Novel: Everything you need to know to Create Great Graphic Works*, London, New Burlington Books, 2004, 2006.

Hurley, Michael *Cricket* Capstone Global Library Ltd, 2014.

Sellers, Luke *Know the Game: Complete Skills: Cricket* Bloomsbury, 2015.

Stowell, Louie *Write and Draw Your Own Comics Ill.* by Jess Bradley, Neill Cameron, Freya Harrison, Laura Howell, Adam Larkum and Igor Sinkovec. Usborne, 2014.

Other Resources – Websites

'Book Trailers' *Insideadog*

<<https://insideadog.com.au/teachers/book-trailers>>

'Book Trailers' *Mrs Mac's Library*

<<http://www.mrsmacslibrary.com/book-trailers.html>>

DeFelice, Karen 'Twenty-Five Ways to Design an Awesome poster and Create a Buzz for Your Next Event' *Design School* March 13, 2015

<<https://designschool.canva.com/blog/25-ways-to-design-an-awesome-poster-and-create-a-buzz-for-your-next-event/>>

'Prepositions of Place: English Grammar Rules'

<<http://www.grammar.cl/rules/prepositions-of-place.htm>>

'7 sure-fire ways to a killer book cover or poster design' 99designs.com

<<https://99designs.com/designer-blog/2012/01/18/7-sure-fire-ways-to-a-killer-book-cover-or-poster-design/>>

'Picture Book Storyboards' Pinterest

<<https://www.pinterest.com.au/PaintonCeiling/picture-book-storyboards/>>


ABOUT THE AUTHOR OF THE NOTES

Dr Robyn Sheahan-Bright operates *justified text* writing and publishing consultancy services, and is widely published on children's literature, publishing history and Australian fiction. In 2011, she was recipient of the CBCA (Qld) Dame Annabelle Rankin Award, in 2012, of the CBCA Nan Chauncy Award for Outstanding Services to Children's Literature, and in 2014, the QWC's Johnno Award.



WORKSHEET 1 DINOSAUR IMAGE

Colour in this image. Add a 'speech bubble' containing a caption of what the dinosaur might be saying. Draw a landscape behind the dinosaur to create a relevant scene.












WORKSHEET 2 'OVER IS OUT' QUIZ

1. In this book, what sort of dinosaur is 'the big one'?
2. In this book, what sort of dinosaur is 'the spiky one'?
3. In this book, what sort of dinosaur is 'the bumpy one'?
4. In this book, what sort of dinosaurs are 'the horned ones'?
5. In this book, what sort of dinosaur is 'the sleepy one'?
6. One of the two boys has a number on his jersey. What is it?
7. What commonly loved pet appears in this book?
8. How would you describe the blonde boy's tee-shirt?
9. What is hanging on the clothes line?
10. Several creatures appear on the endpapers that are not included in the text. What is the name of the flying creature?

Answers: 1. Patagotitan. 2. Stegosaurus. 3. Diamantinasaurus. 4. Triceratops. 5. Tyrannosaurus rex (T-rex). 6. Five (5). 7. A dog. 8. Red and white striped. 9. A pair of trousers. 10. Pterodactyl.




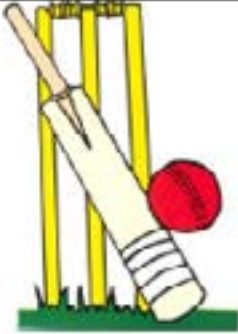







WORKSHEET 3 PREHISTORIC CREATURES QUIZ

		
1.	2.	3.
		
4.	5.	6.
		
7.	8.	9.

Answers: 1. Pterodactyl. 2. Stegosaurus. 3. Triceratops. 4. Diplodocus. 5. Brachiosaurus. 6. Woolly Mammoth. 7. Iguanodon. 8. Tyrannosaurus rex (T-rex). 9. Velociraptor.

WORKSHEET 4 IMAGE QUIZ

Write the relevant word(s) below each of these images of objects or creatures.

		
1.	2.	3.
		
4.	5.	6.
		
7.	8.	9.

Answers: 1. Dinosaur. 2. Cricket bat, wickets and ball. 3. Clothesline (Hills Hoist). 4. Fence. 5. Rope ladder. 6. Swing. 7. Alien. 8. Alien spaceship. 9. Robot.