

Everything You Ever Wanted to Know About the

Tooth Fairy

(and Some Things You Didn't)



BRIONY STEWART

TEACHERS RESOURCES

Everything You Ever Wanted to Know About the
Tooth Fairy
(and Some Things You Didn't)

BRIONY STEWART

Teachers Resources by Robyn Sheahan-Bright

Introduction	3
Themes & Curriculum Topics	3
Humanities & Social Sciences (HASS)	
English Language & Literacy	
Visual Literacy	
Creative Arts	
Learning Technologies	
Mathematics	
Further Topics for Discussion and Research	6
Conclusion	6
Author/Illustrator's Notes	7
About the Author/Illustrator	8
Worksheets	9
Bibliography	13
About the Author of the Notes	16

INTRODUCTION

Every single minute, of every single day, a child somewhere loses a baby tooth.

But what happens to all those teeth?

They are collected by the tooth fairy, of course! Or the tooth *fairies* – because there is more than just one tooth fairy. In fact, there are millions! Like us, they are all different.

And now there is an informative and fully illustrated guide that's jam-packed with answers to every child's tooth fairy questions, like: What do tooth fairies eat? Where do they live? How do they collect your tooth – and what on earth do they do with it?

Find out everything there is to know about the magical (and sometimes just a little bit gross) world of the tooth fairy!

THEMES & CURRICULUM TOPICS

Several themes are covered in this book which might be related to the Australian Curriculum, including:

HUMANITIES & SOCIAL SCIENCES (HASS)

<<https://www.australiancurriculum.edu.au/f-10-curriculum/humanities-and-social-sciences/hass/>>

TOOTH FAIRIES

Discussion Point: The concept of a tooth fairy is an example of a magical belief. The page headed 'Does the tooth fairy visit other countries?' lists some other beliefs held about tooth fairies in different countries to our own. Research the concept further. [**See Bibliography.**]

Discussion Point: Invite students to discuss what they know or believe about tooth fairies.

Activity: Conduct some tooth fairy activities. Did you know that in the US they have a National Tooth Fairy Day on 28 February? [**See Creative Arts** below.]

Activity: Ask your students: 'If you were a tooth fairy, what would your perfect tooth home-for-one look like?' Then invite them to design it.

Activity: Ask students what other fairies they know from stories they have read. Invite students to discuss and then draw some of their favourite fairies, or to invent and name their own.

TEETH GROWTH AND CARE

Discussion Point: This book could also offer a lighthearted introduction to tooth development and the necessity of teeth care and hygiene. Discuss with children why we have baby teeth and then a second set of teeth. (We usually have 20 baby teeth by the time we are three years old.)

Discussion Point: Discuss with students how they should ensure that their teeth are well looked after.

ENGLISH LANGUAGE & LITERACY

<<https://www.australiancurriculum.edu.au/f-10-curriculum/english/>>

The text of this book might be studied in relation to the following aspects:

Activity: This is an **expository text** which uses questions and answers as the structure framing the information conveyed in it. What question would you add to the list of questions asked about tooth fairies and answered in this book? Make up a question and then write a text answering that question.

Activity: Such texts rely on using **rhythmical language** in an interesting way, e.g. 'Flying and floating, Growing and shrinking, Putting children back to sleep'. Encourage students to use such language when they are crafting the question and answer above.

Discussion Point: **Humour** is another technique used in this book. For example: 'Tooth fairies aren't picky about what they eat. Often it is a bit of whatever is nearest while they are waiting to collect a tooth. A bit of bark, a leaf ... your dirty socks.' What other examples of humour did you find in this book?

Activity: Test your students' **comprehension** by asking them questions about the written and visual text.

VISUAL LITERACY

<<https://www.australiancurriculum.edu.au/f-10-curriculum/the-arts/visual-arts/>>

Using various parts of the book's design and illustrations, the visual text of a book combines with the written text to tell the story, as explored below:

Activity: The **cover** of a book is an important part of its message. This cover plays with the idea of a superhero, with a little tooth fairy holding a giant tooth aloft, her wings visible and a swirling banner curling behind her. On the back cover, she is sitting on a giant tooth with a dead insect next to it. Invite students to create their own original and humorous cover for this book.

Activity: The **endpapers** depict teeth on a pale blue background. Create your own repeated endpaper pattern for this book.

Activity: The **title page** depicts the fairy flying away, clutching a tooth in her hands. Draw your own version of this image.

Activity: The **mediums** employed include dip-ink pen drawings and digital art. [See **Author/Illustrator's Notes** below.] The **colours** used in this book are vibrant primary colours. Briony Stewart's art is highly engaging. Invite students to create an image in a similar style and medium.

Activity: Create images to accompany the question and answers you wrote above. Create a classroom mural using all the images. [See also **Worksheet 1** below.]

Activity: Identify any of the objects or other images depicted in this book. [See **Worksheet 2.**]

Activity: Create a graphic novel/comic version of a scene in this book. [See **Bibliography.**] [See also **Worksheet 4.**]

CREATIVE ARTS

There are many creative activities suggested by this text:

1. **Have a tooth fairy party.** Dress up as tooth fairies. Decorate butterfly cakes, or screen print fairies onto edible icing paper and apply to cupcakes.
2. **Make some fairy wings.** See: 'DIY Fairy Wings for Kids & Cosplayers' *wikiHow* <https://www.wikihow.com/Make-Fairy-Wings>
3. **Make a decorative box to leave your tooth in for the fairy to find and replace with a coin.** Use any small, discarded box and decorate it with images of teeth or tooth fairies. Line the box with some pretty fabric or tissue paper on which to rest the tooth.
4. **Create a poster** to advertise this book.
5. **Create a diorama** using a cardboard box, depicting a tooth fairy village. [See **Bibliography.**]

LEARNING TECHNOLOGIES

Activity: Research the topics above online.

MATHEMATICS

Activity: Have fun counting things in this text. [See **Worksheet 3.**]

FURTHER TOPICS FOR DISCUSSION AND RESEARCH

- Research the work of Briony Stewart and compare this to her other books.
- Students might research this book in comparison to other picture books or fiction about tooth fairies. [See **Bibliography.**]

CONCLUSION

This is a tongue-in-cheek fiction title purporting to contain 'facts' about tooth fairies, designed to entertain children and keep them guessing. It is a book that will stimulate ideas and encourage students to envisage or invent their own tooth fairies. It is a joyous celebration of the imagination in words and images.

AUTHOR/ILLUSTRATOR'S NOTES

There were lots of things that inspired me to create this book. The first thing was that I have always been interested in biology, creatures and learning about the way the world works. This is something I think many artists and scientists have in common.


My father worked in a university Zoology department my whole life. I saw rows of trapdoor spiders with their intricately built burrow doors, and projects about swamp tortoise habitats and how frogs can magically repair their damaged cells.

I learned very early on that the world is an amazing place, a place where fact is often so much stranger than fiction. It can't help but fire up your imagination. There is always more to learn and investigate.

The study of fairies has long been a passion of mine. When I was a kid, I used to draw biological illustrations of fairies based on the habitats they presumably lived in. (See picture below from 1993.) It wasn't until I had my own children that I thought of making a book about tooth fairies. My daughter received a tiny letter from a tooth fairy after she lost her first tooth and I found it fascinating. But it opened up so many questions!

It wasn't an easy subject to research, and there are many things I have decided to keep secret out of respect for tooth fairies, but I think the book will be a useful resource to those with similar questions.

I decided to illustrate the book in a style that felt as fun as the tooth fairies that I researched. I did the drawings with an old-fashioned dip-ink pen and then coloured them on the computer. The detailed drawings of the fairy village and houses were the most time consuming, but the most fun. I'd love to study them more!



ABOUT THE AUTHOR/ILLUSTRATOR



Briony Stewart is an award-winning author and illustrator of children's books. In 2022, she won the Prime Minister's Literary Award in the category of Children's Fiction for her work with Sherryl Clarke on the verse novel *Mina and the Whole Wide World*. She is the author and illustrator of the award-winning Kumiko and the Dragon series and *We Love You, Magoo*, which was a CBCA Early Childhood Honour Book for 2020. Briony lectures on children's literature

at university, and conducts talks and workshops with children across Australia. *Gymnastica Fantastica!* was released in 2023. She loves live drawing challenges, daydreaming and discussing dragons, bunnies and how to tame lions. See: <http://www.brionystewart.com>

See also:

'An interview with creative dynamo, Briony Stewart' *Care for kids* 18 August 2021 <<https://www.careforkids.com.au/blog/an-interview-with-creative-dynamo-briony-stewart>>

Andrew, Joanna 'Briony Stewart: Artist and Writer' *Magpies* Vol 27, No 5, November 2013, pp 14–16.

'Meet the Author: Briony Stewart' *Alphabet Soup* 21 August 2011 <<https://alphabetsoup.net.au/2011/08/21/meet-the-author-briony-stewart/>>



WORKSHEETS

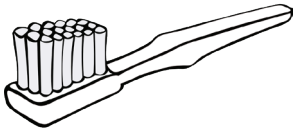











WORKSHEET 1. COLLAGE THIS IMAGE

Use the image below to draw a scene depicting a tooth fairy in a particular location. Then decorate it using collage.



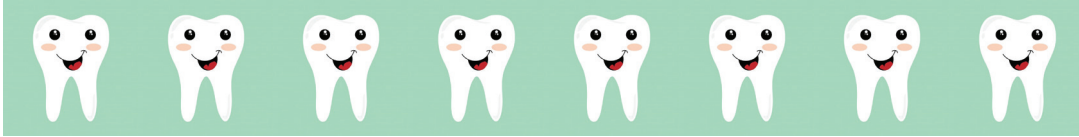
WORKSHEET 2. NAME THIS IMAGE

Name these images, each of which appear in this book.

		
1.	2.	3.
		
4.	5.	6.
		
7.	8.	9.
		
10.	11.	12.

Answers: 1. Toothbrush. 2. Tooth (molar). 3. Toadstool. 4. Dinosaur 5. Bird (Robin Red Breast). 6. Mouse. 7. Coins (money). 8. Envelope (letter). 9. Windowbox. 10. Ladybird. 11. Bottle tops. 12. Striped socks.

WORKSHEET 3. MATHS



1. How many teeth can you see above?

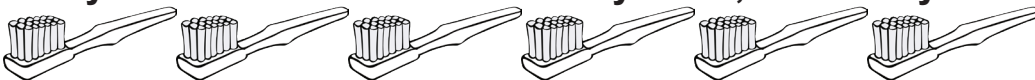


2. If you subtracted three toadstools from those above, how many would you have?

3. If you multiplied the toadstools above by two, how many would you have?



4. If you divided the birds above by three, how many would you have?



5. If you added ten to the toothbrushes above, how many would you have?



6. How many mice can you see above?




7. If you multiplied the ladybirds above by six, how many would you have?

8. If you divided the ladybirds above by five, how many would you have?



9. If you subtracted five stars from those above, how many would you have?




10. If you multiplied the sunflowers above by three, how many would you have?

Answers: 1. Eight. 2. Six. 3. Eighteen. 4. Two. 5. Sixteen. 6. Eight.
7. Sixty. 8. Two. 9. Three. 10. Fifty-four.

WORKSHEET 4. GRAPHIC STORYTELLING

Create a graphic novel/comic interpretation of one of the scenes in this book. Use the layout below as the storyboard for your comic. Enlarge it on a photocopier to give you more space.



Comic Book Template viewed at:
<<http://www.pinterest.com/pin/365706432212821426/>>

BIBLIOGRAPHY

PICTURE BOOKS

- Bently, Peter *Tooth Fairy's Christmas* Ill. by Garry Parsons. Hodder Children's Books, 2015.
- Bently, Peter *The Tooth Fairy's Royal Visit* Ill. by Garry Parsons. Hodder Children's Books, 2017.
- Campbell, David *My Tooth is Looth* Ill. by Daron Parton. Scholastic, 2022.
- Coombs, Kate *The Tooth Fairy Wars* Ill. by Jake Parker. Atheneum Books for Young Readers, 2014.
- Creamer, Kathy *The Bad Tooth Fairy* Little Pink Dog Books, 2024.
- Dolan, Elys *What About the Tooth Fairy?* Hodder Children's Books, 2021.
- Donaldson, Julia *The Tooth Fairy and the Crocodile* Ill. by Lydia Monks. Macmillan Children's Books, 2024.
- Friedland, Elyssa *The Museum of Lost Teeth* Ill. by Gladys Jose. Abrams Books for Young Readers, 2023.
- Graham, Bob *April and Esme, Tooth Fairies* Walker Books, Candlewick Press, 2013.
- Graham, Bob *The Underhills: A Tooth Fairy Story* Walker Books, 2019.
- Hecker, Brooke *Letters from My Tooth Fairy* Ill. by Deborah Melmon. Sleeping Bear Press, 2020.
- Herreros, Ana Cristina *The Amazing and True Story of Tooth Mouse Pérez*. Ill. by Violeta Lópiz. Translated by Sara Lissa Paulson. Enchanted Lion Books, 2023.
- Hood, Susan *The Tooth Mouse* Ill. by Janice Nadeau. Kids Can Press, 2012.
- Langley-Swain, Samuel *The Tooth Fairy and the Home of the Coin Makers* (The Tooth Fairies Adventures 1) Ill. by Davide Ortu. Owlet Press, 2020.
- Langley-Swain, Samuel *The Tooth Fairy and the Magical Journey* (The Tooth Fairies Adventures 2) Ill. by Davide Ortu. Owlet Press, 2020.
- Langley-Swain, Samuel *The Tooth Fairy and the Teeth Takers* (The Tooth Fairies Adventures 3) Ill. by Davide Ortu. Owlet Press, 2021.
- Langley-Swain, Samuel *The Tooth Fairy and the Sugar Plum Pixie* (The Tooth Fairies Adventures 4) Ill. by Davide Ortu. Owlet Press, 2022.
- McCombie, Karen *When the Tooth Fairy Forgot* Ill. by Laura Hughes. Scholastic Press, 2014.
- Mann, Jennifer K. *Josie's Lost Tooth* Candlewick Press, 2019.
- Miller, Jules *Ellie and the Truth About the Tooth Fairy*. Sky Pony Press, 2014.

Pizzoli, Tamara *Tallulah the Tooth Fairy CEO* Ill. by Federico Fabiani. Farrar Straus Giroux, 2019.

Robinson, Michelle *Tooth Fairy in Training* Ill. by Briony May Smith. Candlewick Press, 2019.

Ross, Tony *I Want My Tooth!* Andersen Press, 2013.

Russell, Erin Danielle *How to Trick the Tooth Fairy* Ill. by Jennifer Hansen Rolli. Simon & Schuster Children's, 2018.

Sperring, Mark *If My Dad Were the Tooth Fairy* Ill. by Matt Hunt. Simon & Schuster Children's, 2021.

Underwood, Deborah *Here Comes the Tooth Fairy Cat* Ill. by Claudia Rueda. Dial, 2015.

Wilson, Karma *Bear's Loose Tooth* Ill. by Jane Chapman. Margaret K. Simon & Schuster Children's, 2012.

FICTION

Green, Poppy *The Missing Tooth Fairy* (The Adventures of Sophie Mouse 15) Ill. by Jennifer A. Bell. Little Simon, 2019.

McKay, Hilary *Harry and the Tooth Fairy* (Charlie 7) Ill. by Sam Hearn. Scholastic Children's, 2009.

Muncaster, Harriet *Isadora Moon Meets the Tooth Fairy* Oxford University Press, 2021.

Ransom, Candice *Tooth Fairy's Night* Ill. by Monique Dong. RHUS Children's Books, 2017.

Rippin, Sally *The Missing Tooth* (Billie B Brown 19) Ill. by Aki Fukuoka. Hardie Grant Children's Publishing, 2012.

Simon, Francesca *Horrid Henry Tricks the Tooth Fairy* (Horrid Henry 3) Ill. by Tony Ross. Orion Children's Books, 1997.

Toksvig, Sandy *The Troublesome Tooth Fairy* Ill. by Georgien Overwater. Corgi, 2000.

JUNIOR NON-FICTION

Mansfield, Nicole A. *Losing a Tooth* Pebble Books, 2023.

Beeler, Selby B. *Throw Your Tooth on the Roof: Tooth Traditions from Around the World* Ill. by G. Brian Karas. Houghton Mifflin Children, 2010.

WEBSITES – TEACHING RESOURCES

‘Dental Care for Toddlers’ *raisingchildren.net.au*

<https://raisingchildren.net.au/toddlers/health-daily-care/dental-care/dental-care-toddlers>

‘DIY Fairy Wings for Kids & Cosplayers’ *wikiHow*

<https://www.wikihow.com/Make-Fairy-Wings>

‘15 Terrific Tooth Fairy Crafts and Activities for Kids’ *Artsy Craftsy Mom*

<https://artsycraftsymom.com/tooth-fairy-crafts-and-activities/>

Hatem, Angela ‘What Parents Need to Know About the Tooth Fairy’ *Parents* 3 June 2023

<https://www.parents.com/kids/hygiene/tooth-care/everything-you-need-to-know-about-the-tooth-fair-from-fun-traditions-to-how-to-field-your-kids-tough-questions/>

Hingston, Michael ‘Don’t Tell the Kids: The Real History of the Tooth Fairy’ *Salon* 9 February 2014

https://www.salon.com/2014/02/09/dont_tell_the_kids_the_real_history_of_the_tooth_fairy/

‘How to Make a Diorama in a Few Easy Steps’ *Crafting with Kids*

<https://craftingwithkids.net/how-to-make-a-diorama-in-a-few-easy-steps/>

‘National Tooth Fairy Day’ *Days of the Year*

<https://www.daysoftheyear.com/days/tooth-fairy-day/>

‘Teeth Development in Children’ *Better Health Channel*

<https://www.betterhealth.vic.gov.au/health/conditionsandtreatments/teeth-development-in-children>

‘Tooth Fairy’ *Wikipedia*

https://en.wikipedia.org/wiki/Tooth_fairy

Traylor, Dean ‘The History Behind the Ritual of the Tooth Fairy’ *We Have Kids* 18 July 2023

<https://wehavekids.com/parenting/How-the-Tooth-Fairy-Helps-with-Maturity>

ABOUT THE AUTHOR OF THE NOTES

Dr Robyn Sheahan-Bright operates justified text writing and publishing consultancy services, and is widely published on children's literature, publishing history and Australian fiction. In 2011, she was the recipient of the CBCA (Qld Branch) Dame Annabelle Rankin Award for Distinguished Services to Children's Literature in Queensland; in 2012, the CBCA Nan Chauncy Award for Distinguished Services to Children's Literature in Australia; and in 2014, the QWC's Johnno Award. In 2021, she was appointed a Member of the Order of Australia.

